

Klaversonate KV 331, andante grazioso
W. A. Mozart

Das ist nur der Anfang des ersten Teils, der sich schön auf Gitarre umsetzen lässt. Eine schöne Übung, auch um frei darüber zu improvisieren. Beide A-Teile werden wiederholt, dann folgt der B-Teil und erneut der 2. A-Teil.

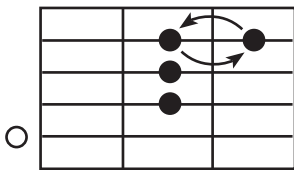
3/4

A) A

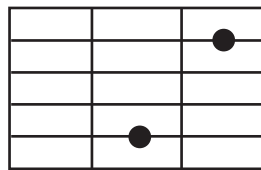
A_{/C#}

E⁶_{/B}

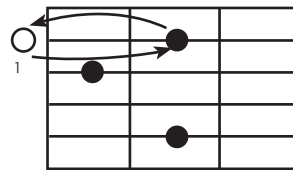
E⁷_{/G#}



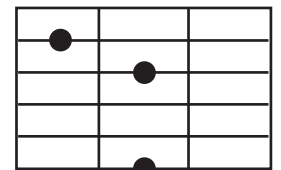
2.



4.



2.



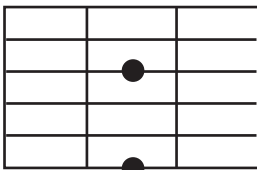
4.

F#-


E_{/G#}

A

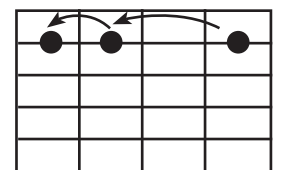
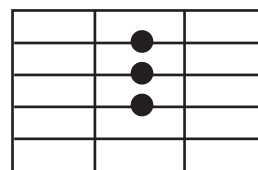
nc



2.



4.



2.

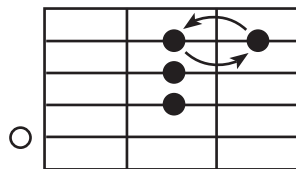
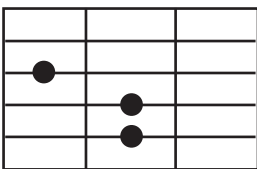
A2)

E

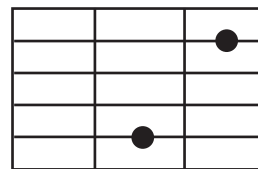
A

A_{/C#}

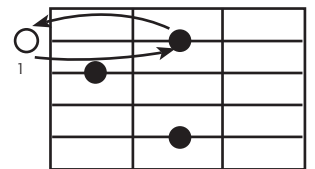
E⁶_{/B}



2.



4.



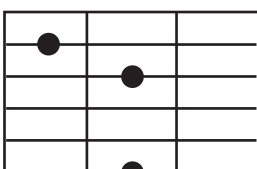
2.

E⁷_{/G#}

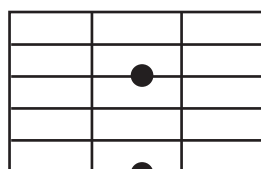
F#-

E_{/G#}


A



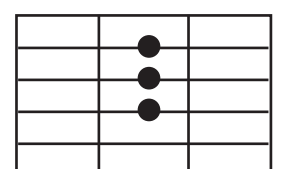
4.



2.

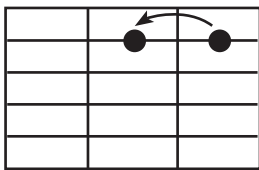


4.



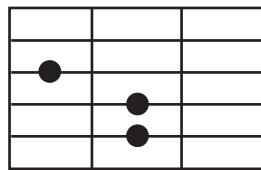
Klaviersonate KV 331,
andante grazioso
W. A. Mozart

nc

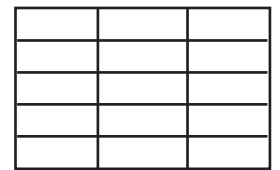
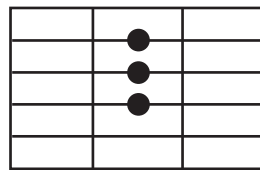


2.

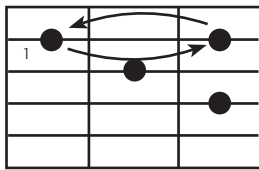
E



A

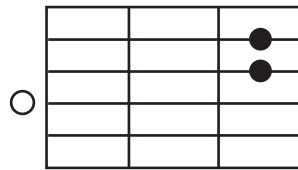


B) A⁽⁶⁾



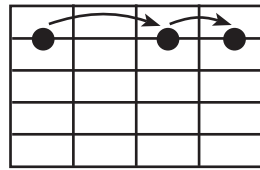
5.

D



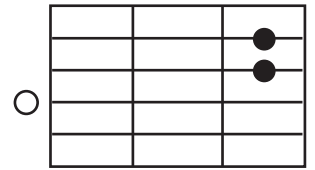
7.

nc



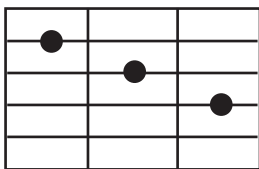
7.

D



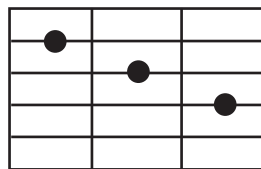
7.

A



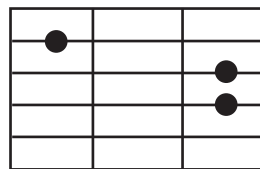
5.

A Arpeggio



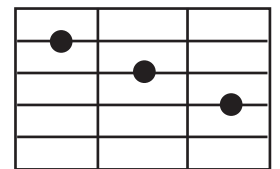
5.

A^{sus4}



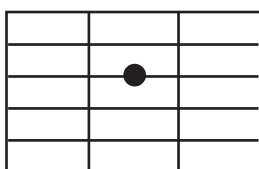
5.

A




5.

A



6.

E



4.

-> A2

